



Color, Compassion, and Progress Reporting

Making IEP Data Entry Easier, Friendlier, and More Effective

Why Color Matters in Progress Reporting

Teachers spend countless hours entering progress notes for Individualized Education Programs (IEPs). This work is essential — but also tedious. Research in affective computing and educational psychology has shown that design choices — especially the use of **color and layout** — can dramatically reduce digital anxiety and increase user satisfaction.

When reporting feels overwhelming, the right colors, visual cues, and supportive messages make the difference between frustration and flow. That's why **fastIEP's design is rooted in color theory, neuroscience, and educator empathy.**



Compassionate Design, Built for Educators

fastIEP's interface was not built by technologists in isolation—it was designed alongside educators. The result is what we call **compassionate design**: a digital environment that "understands" the user.



Older educators often fear "breaking" technology. fastIEP gently reassures with clear confirmations after each major action.



Younger educators expect exploration without fear. fastIEP meets them with intuitive, gamified interactions and colorful guidance.



Everyone benefits from **help articles, tooltips, and self-paced digital learning modules** that ensure no one feels left behind.



The outcome: educators feel recognized and supported, not judged by the software.

A Familiar, Friendly Environment

fastIEP's color palette is intentionally chosen to mimic the **bright, welcoming atmosphere of a classroom**—colorful walls, student projects, posters, and an overall sense of creativity. This familiarity reduces digital stress, creating a sense of "home" inside the software.

Colors are chosen to be consistent and provide reassuring cues as to where to look on screen and the type of action that can be anticipated:

Green

means continuation of a process, confirmation, or next step.

Red

signals caution when permanently deleting data.

Orange

highlights editing data (e.g., changing a goal).

Blue

indicates actionable steps of doing or adding content.



Color, Compassion, and Progress Reporting

Making IEP Data Entry Easier, Friendlier, and More Effective

Gamification and Engagement

Monotone screens make tedious tasks feel heavier. fastIEP combats this by adding **gamification elements and bright visual cues** that reward consistency and progress.




- Seeing **all students at once** with colorful indicators makes it easy to prioritize activities and build a quick 'mental snapshot' of how all individuals are doing.
- Color-coded** goals let teachers instantly understand progress across an individual student's IEP.
- Descriptive button text** supports casual or infrequent users by explaining not just the action, but the consequence.


This design philosophy turns what might feel like clerical labor into a more **engaging, goal-oriented experience**.

Grounded in Research and Best Practice


fastIEP's design approach is inspired by the neuroscience research of **Dr. Ned Sahin** (fastIEP's founder and product designer) and his highly-regarded work at Harvard. The data-clarity principles of Yale professor and world authority on the presentation of visual evidence, **Edward Tufte**, are also visible in the design. Together, these influences emphasize:



Simplicity of interface.



Rich detail available only when needed.




Thoughtful use of visual encoding (color, shape, layout).


This balance ensures that fastIEP is both **easy on the eyes** and **powerful for analysis**. Teachers can trust the system to show them exactly what they need, when they need it.

Reducing Digital Anxiety, Boosting Confidence


Poorly designed systems often amplify "tech anxiety," especially among those unfamiliar with new platforms. fastIEP addresses this head-on with:



Friendly confirmations instead of abrupt error messages.



Helpful hover-tips and guided paths.



An inviting visual style that says, "This space is safe, you can't break it."

These features reduce anxiety and increase confidence, allowing teachers to focus on what matters: their students.

Conclusion: Color as Compassion

fastIEP is more than software—it's your partner in completing the demanding task of IEP progress reporting. By harnessing **color psychology, gamification, and compassionate design**, fastIEP transforms tedious reporting into a friendlier, more intuitive, and even enjoyable experience.